



FEDERACIÓN ESPAÑOLA DE BOLOS
Edificio Casa de Cantabria
C/ Pío Baroja nº 10
28009 Madrid
Q 2878009 F

CIRCULAR
Registro de Salida nº 00827

FECHA: 24 de Junio de 2026

CIRCULAR Nº

6126

A: FF.AA

ASUNTO: **CTO INDIVIDUAL DE ESPAÑA DE BOWLING FEMENINO 2026**

CTO INDIVIDUAL DE ESPAÑA DE BOWLING FEMENINO

ORDEN DE PISTAS Y PATRONES DE JUEGO

OZONE BOWLING X-MADRID

Horario:

1ª Serie Sábado 9:00

2ª Serie Sábado 12:30

3ª Serie Domingo 9:00

PISTA	CODG	JUGADORAS
15A	ES 0120	GARCIA HERRERO, Vanesa
15B	ES 0172	JULIA INGLES, Ingrid
16A	ES 0073	CRESPO MELCHOR, Nuria
16B	ES 0224	MIR CUEVAS, Raquel
17A	ES 0317	SANCHEZ MONTERO, M ^a Angeles
17B	ES 0341	URBISTAZU MECQ, M ^a Gabriela
18A	ES 0099	ESTEBAN ALONSO, Virginia
18B	ES 0212	MATEO MELERO, Antonia
19A	ES 0746	FERNANDEZ ARBOLEDA, Silvia
19B	ES 0423	CAMPOS VELASQUEZ, Maritza Isabela
20A	ES 0132	GONZALEZ ALVAREZ, Rosa Marta
20B	ES 0347	VASQUEZ MANGIA, Keyla
09A	ES 0110	BARRIOPEDRO PEREZ, Teresa F.
09B	ES 0101	ESTEVE MARTÍNEZ, María Dolores
10A	ES 0460	DIAZ CORONADO, Marina
10B	ES 0654	BALLESTIN FANDOS, María José
11A	ES 0421	PASCOAL GONCALVES, M. ^a Teresa
11B	ES 0210	MÁS LÁZARO, Cristina
12A	ES 0359	MOJARRO POSTIGO, Lia
12B	ES 0169	JIMENEZ GONZALEZ, Mónica
13A	ES 0905	BRACUTO MARTIN, Endrina de J.
13B	ES 0245	MUÑOZ HUERTA, Carolina
14A	ES 0067	CIOTTI, Patricia
14B	ES 0086	DEL OLMO DE LA FUENTE, Sara

Patrón 1ª Serie, Sábado 9:00:



CTO. ESPAÑA INDIV. FEMENINO (40)



Oil Pattern Distance
Forward Oil Total

40
15.75 mL

Reverse Brush Drop
Reverse Oil Total

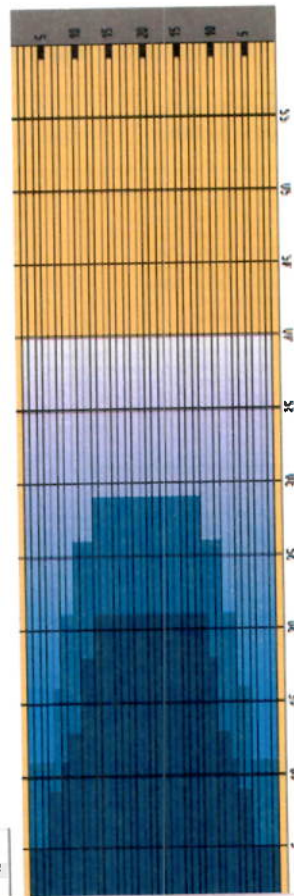
40
10.35 mL

Oil Per Board
Volume Oil Total

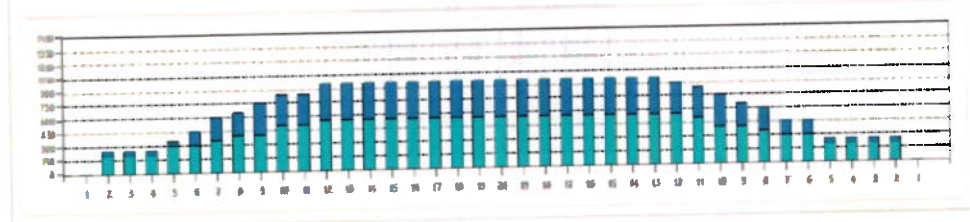
50 ul
26.1 mL

	START	STOP	LOADS	SPEED	CROSSED	START	END	FEET	TOIL
1	2L	2R	4	14	148	0.00	5.90	5.90	7400
2	5L	6R	2	14	60	5.90	9.80	3.90	3000
3	7L	8R	1	14	26	9.80	11.70	1.90	1300
4	6L	9R	1	14	24	11.70	13.60	1.90	1200
5	10L	11R	2	16	40	13.60	18.70	5.10	2000
6	12L	12R	3	16	17	18.70	21.70	3.00	650
7	2L	2R	0	18	0	21.70	26.00	4.30	0
8	2L	2R	0	20	0	26.00	40.00	14.00	0

	START	STOP	LOADS	SPEED	CROSSED	START	END	FEET	TOIL
1	2L	2R	0	30	0	40.00	29.00	11.00	0
2	12L	12R	1	22	16	29.00	25.00	3.10	800
3	9L	10R	2	18	44	25.00	20.80	5.10	2200
4	7L	8R	2	16	12	20.80	15.70	5.10	2600
5	6L	6R	2	16	58	15.70	10.60	5.10	2900
6	2L	2R	1	14	32	10.60	8.70	1.90	1650
7	2L	2R	0	14	0	8.70	0.00	8.70	0



Item	20-25' Outside	25-30' Middle	30-35' Inside	35-40' Outside	40-45' Middle	45-50' Inside	50-55' Outside
Destination	Outside/Middle	Middle/Middle	Inside/Middle	Middle/Inside	Middle/Middle	Middle/Outside	Outside/None
Track Data Ratio	2.5	1.5	1	1	1.27	2.55	



Patrón 2ª Serie: Sábado 12:30




CTO. ESPAÑA INDIV. FEMENINO (38)



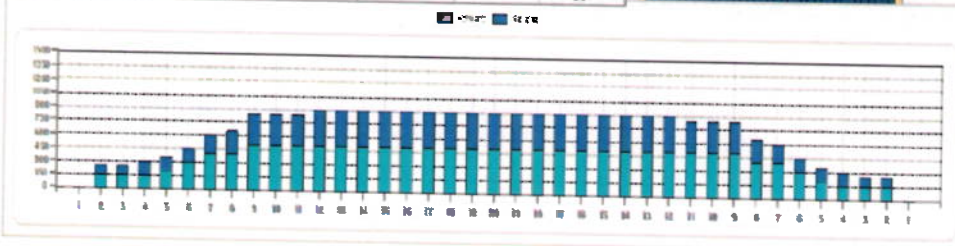
Oil Pattern Distance **38** Reverse Brush Drop **32** Oil Per Board **50 ul**
 Forward Oil Total **15 mL** Reverse Oil Total **11.1 mL** Volume Oil Total **26.1 mL**

START	STOP	LOADS	SPEED	CROSSED	START	END	FEET	TON
1	2L	2R	3	10	111	0.00	2.80	5550
2	5L	5R	1	14	31	2.80	4.70	1550
3	6L	6R	2	14	58	4.70	8.00	2900
4	7L	7R	2	18	54	8.00	13.70	2700
5	9L	9R	2	18	46	13.70	18.80	2300
6	9L	9R	0	18	0	18.80	26.00	0
7	6L	6R	0	22	0	26.00	38.00	0

START	STOP	LOADS	SPEED	CROSSED	START	END	FEET	TON	
1	2L	2R	0	30	0	38.00	28.00	-10.00	0
2	12L	12R	1	22	17	28.00	24.00	-3.10	850
3	9L	9R	2	22	40	24.00	18.70	-6.20	2300
4	8L	8R	1	18	25	18.70	16.20	-2.50	1250
5	7L	7R	1	18	27	16.20	13.70	-2.50	1350
6	4L	4R	1	18	33	13.70	11.20	-2.50	1650
7	2L	2R	2	18	74	11.20	6.10	-5.10	3700
8	4L	4R	0	14	0	6.10	0.00	-6.10	0



SP	2L/12R	5L/9R	6L/10R	7L/11R	8L/12R	9L/13R	10L/14R
Crossation	Outside/Middle	Middle/Middle	Inside/Middle	Middle/Inside	Middle/Middle	Middle/Outside	
Track Core Ratio	0.31	1.1	1	1	1.1	0.31	



Patrón 3ª Serie, Domingo 9:00



CTO. ESPAÑA INDIV. FEMENINO (42)



Oil Pattern Distance
Forward Oil Total

42
15.65 mL

Reverse Brush Drop
Reverse Oil Total


40
11.95 mL

Oil Per Board
Volume Oil Total

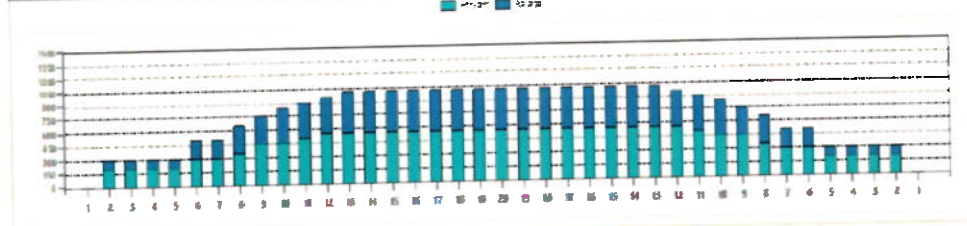
50 ul
27.6 mL

START	STOP	LOADS	SPEED	CROSSED	START	END	FEET	TON	
1	2L	2R	4	14	148	0.00	5.90	7400	
2	6L	6R	2	14	58	5.90	9.80	3.90	2000
3	8L	8R	1	14	25	9.80	11.70	1.90	1250
4	9L	9R	2	14	40	11.70	15.60	3.90	2500
5	11L	11R	1	18	19	15.60	18.10	2.50	950
6	12L	12R	1	18	17	18.10	20.60	2.50	850
7	2L	2R	0	18	0	20.60	24.60	3.40	0
8	2L	2R	0	22	0	24.60	35.00	11.00	0
9	2L	2R	0	30	0	35.00	42.00	7.00	0

START	STOP	LOADS	SPEED	CROSSED	START	END	FEET	TON	
1	2L	2R	0	30	0	42.00	29.00	13.00	0
2	12L	12R	1	22	15	29.00	25.00	3.10	750
3	10L	10R	2	18	42	25.00	20.80	5.10	7100
4	8L	8R	2	18	50	20.80	15.70	5.10	2500
5	6L	6R	2	18	58	15.70	10.60	5.10	2900
6	2L	2R	2	14	74	10.60	6.70	3.90	3700
7	2L	2R	0	14	0	6.70	0.00	6.70	0



Deviation	OutsideMiddle	MiddleMiddle	InsideMiddle	MiddleOutside	MiddleMiddle	MiddleOutside
Track Curve Ratio	260	142	1	1	122	223



Cristina Diez Diez
Secretaria General

